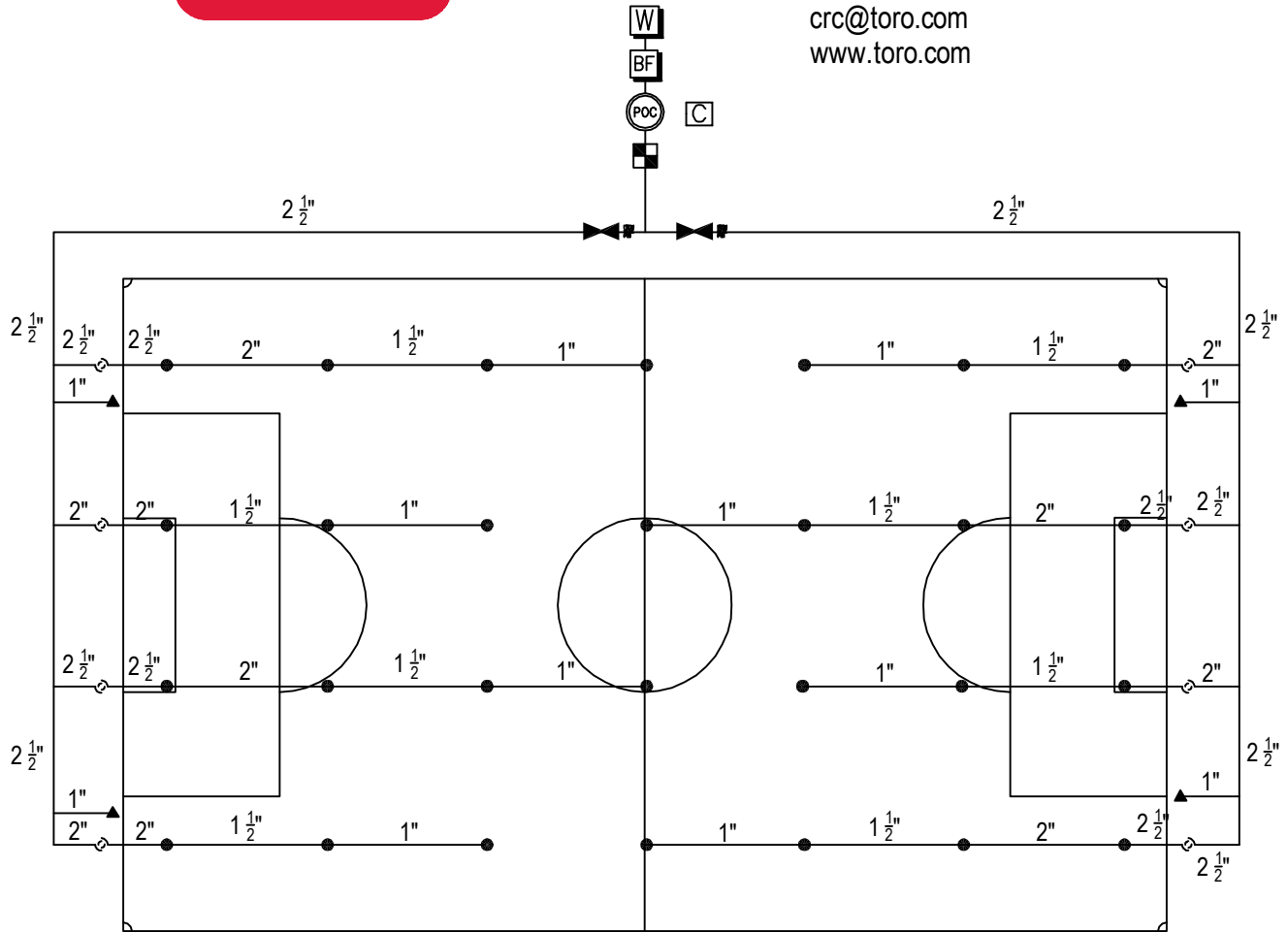
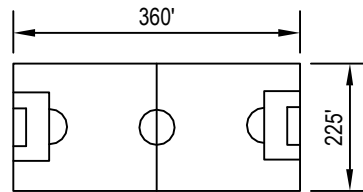




TORO-IRRIGATION DIVISION
 5825 JASMINE STREET
 RIVERSIDE, CA 92504
 TOLL FREE: 1-877-345-8676
 FAX: (951) 359-1870
 crc@toro.com
 www.toro.com



NOT TO SCALE

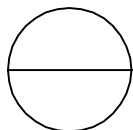


TYPICAL FIELD DIMENSIONS

NOT TO SCALE

NOTES:

1. INSTALLATION TO BE COMPLETED IN ACCORDANCE WITH MANUFACTURERS SPECIFICATIONS.
2. DO NOT SCALE DRAWINGS.
3. HYDRAULIC DESIGN BASED UPON 65.0 GPM OPERATING AT 95.0 PSI STATIC PRESSURE AT THE POINT OF CONNECTION (POC).
4. ROUTINGS ON THIS PLAN ARE SCHEMATIC ONLY AND SHALL BE ADJUSTED FOR ON-SITE CONDITIONS.
5. CONTROLLER AND RAIN SWITCH LOCATION TO BE VERIFIED BY CONTRACTOR AND OWNER'S REPRESENTATIVE.
6. ELECTRICAL SERVICE TO CONTROLLER TO BE PROVIDED BY OWNER.
7. IF MINIMUM PRESSURE OF 95.0 PSI IS NOT AVAILABLE, A BOOSTER PUMP IS REQUIRED.
8. SPACING OF SPRINKLER HEADS IS BASED ON THE TORO COMPANY'S RECOMMENDATION WITH WIND OF 4 TO 8 MPH.
9. CONTRACTORS NOTE: FOR PRODUCT AND COMPANY INFORMATION VISIT www.CADdetails.com/info
 REFERENCE NUMBER 065-456.



OFFICIAL H.S. SOCCER FIELD: FOUR-ROW, END FEED

INSTALLATION DETAIL