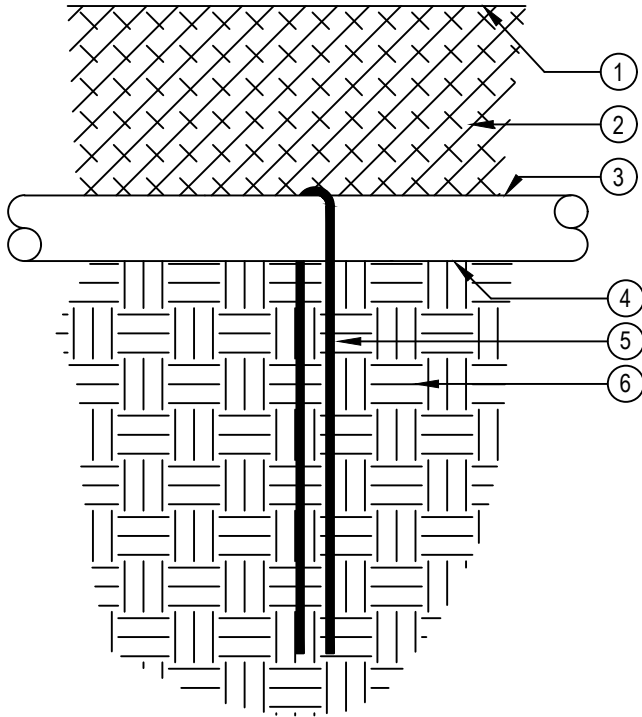
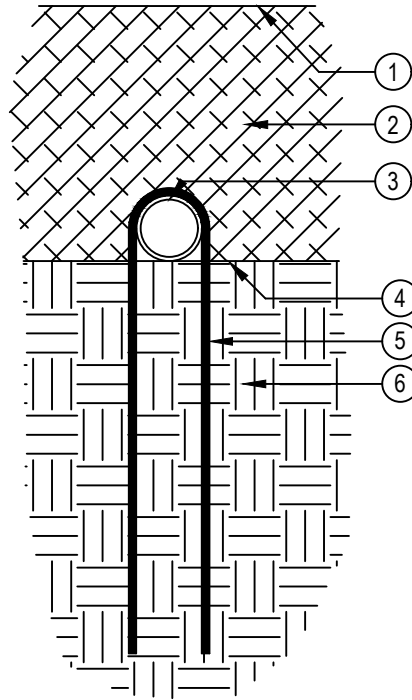




TORO-IRRIGATION DIVISION
5825 JASMINE STREET
RIVERSIDE, CA 92504
TOLL FREE: 1-877-345-8676
FAX: (951) 359-1870
crc@toro.com
www.toro.com



ELEVATION
NOT TO SCALE



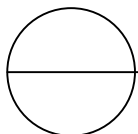
SECTION
NOT TO SCALE

LEGEND:

- ① FINISH GRADE OF MULCH LAYER.
- ② MULCH TOP DRESSING PER SPECIFICATIONS.
- ③ TORO DRIP IN® 17MM DRIPLINE (PCB-XXX-XXX).
- ④ FINISH GRADE.
- ⑤ TORO DRIP IN® 17MM DRIPLINE STEEL SOIL STAPLE (T-556-50).
- ⑥ NATIVE SOIL PER SPECIFICATIONS.
- ⑦ DEPTH OF MULCH PER SPECIFICATIONS AND PLANTING PLAN.

NOTES:

1. LOCATE STAPLES ALONG TUBING AT 4'-6' ON CENTER AND AT ALL FITTINGS (TEES, ELLS, ETC.)
2. INSTALLATION TO BE COMPLETED IN ACCORDANCE WITH MANUFACTURER'S SPECIFICATIONS.
3. DO NOT SCALE DRAWING.
4. THIS DRAWING IS INTENDED FOR USE BY ARCHITECTS, ENGINEERS, CONTRACTORS, CONSULTANTS AND DESIGN PROFESSIONALS FOR PLANNING PURPOSES ONLY. THIS DRAWING MAY NOT BE USED FOR CONSTRUCTION.
5. ALL INFORMATION CONTAINED HEREIN WAS CURRENT AT THE TIME OF DEVELOPMENT BUT MUST BE REVIEWED AND APPROVED BY THE PRODUCT MANUFACTURER TO BE CONSIDERED ACCURATE.



DRIP IN® 17MM DRIPLINE

STEEL SOIL STAPLE - ON GRADE